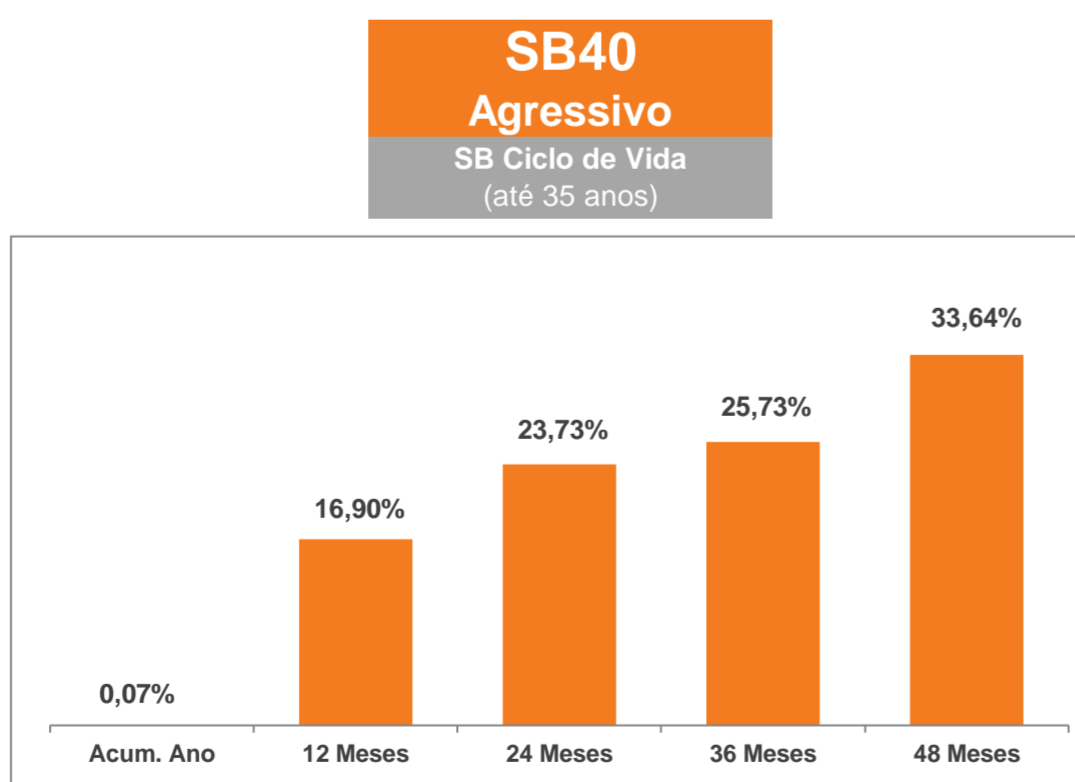
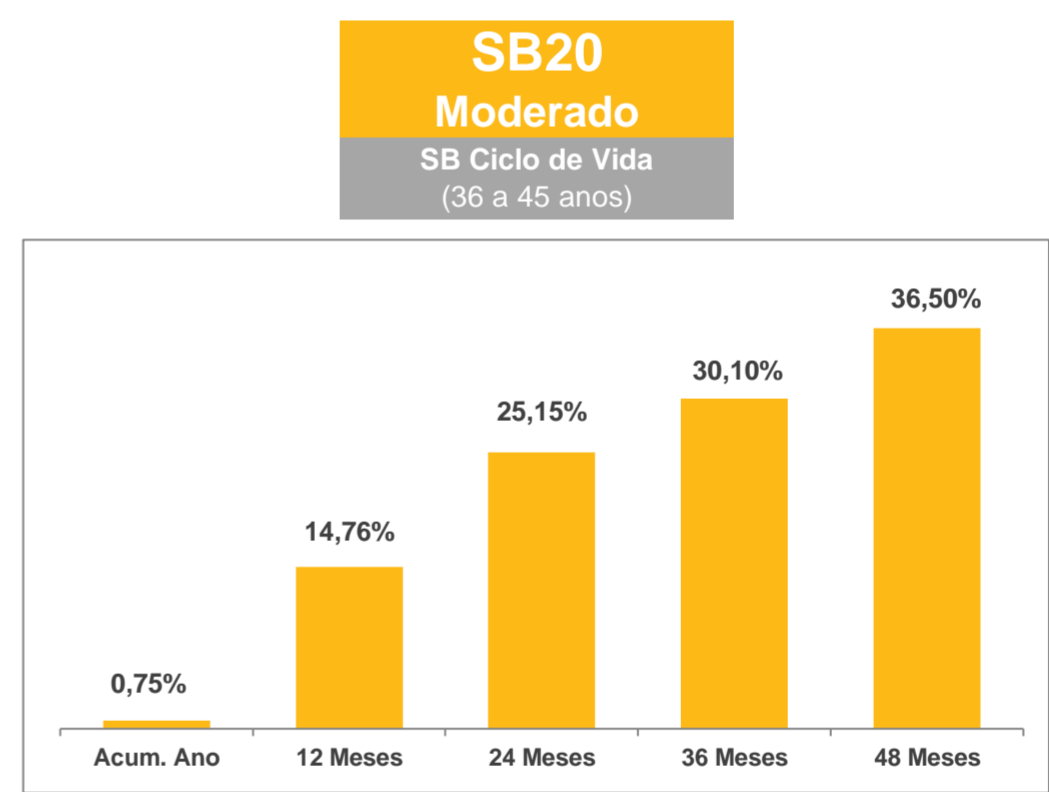
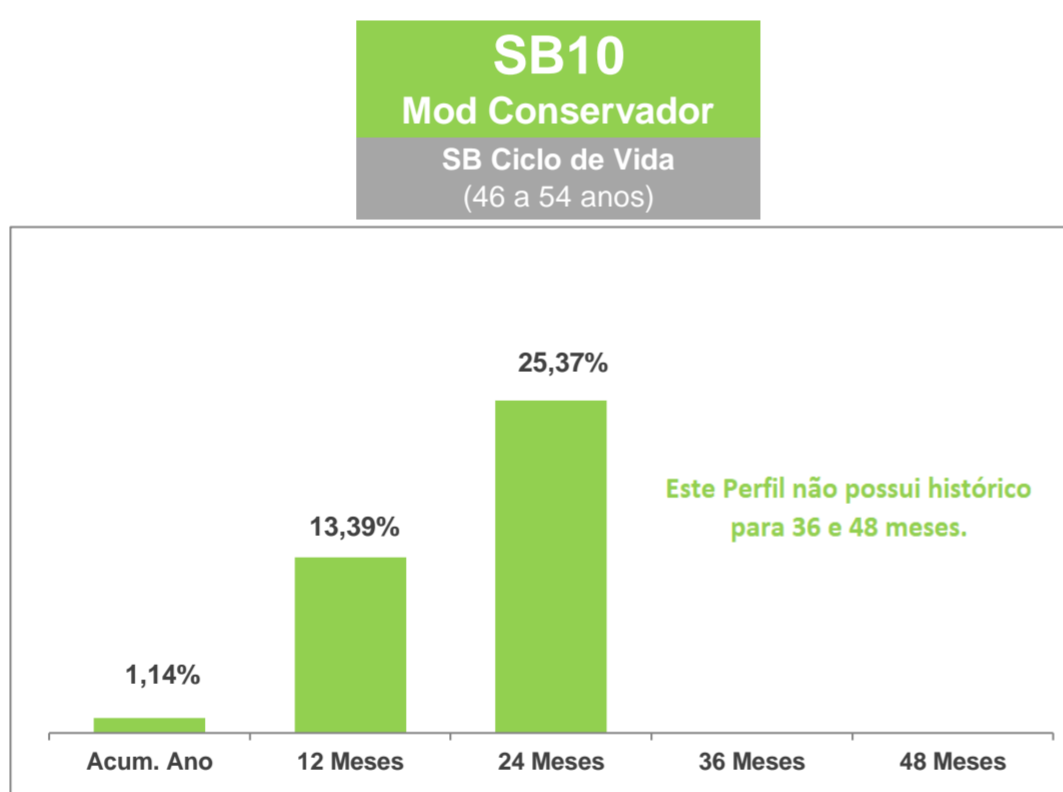
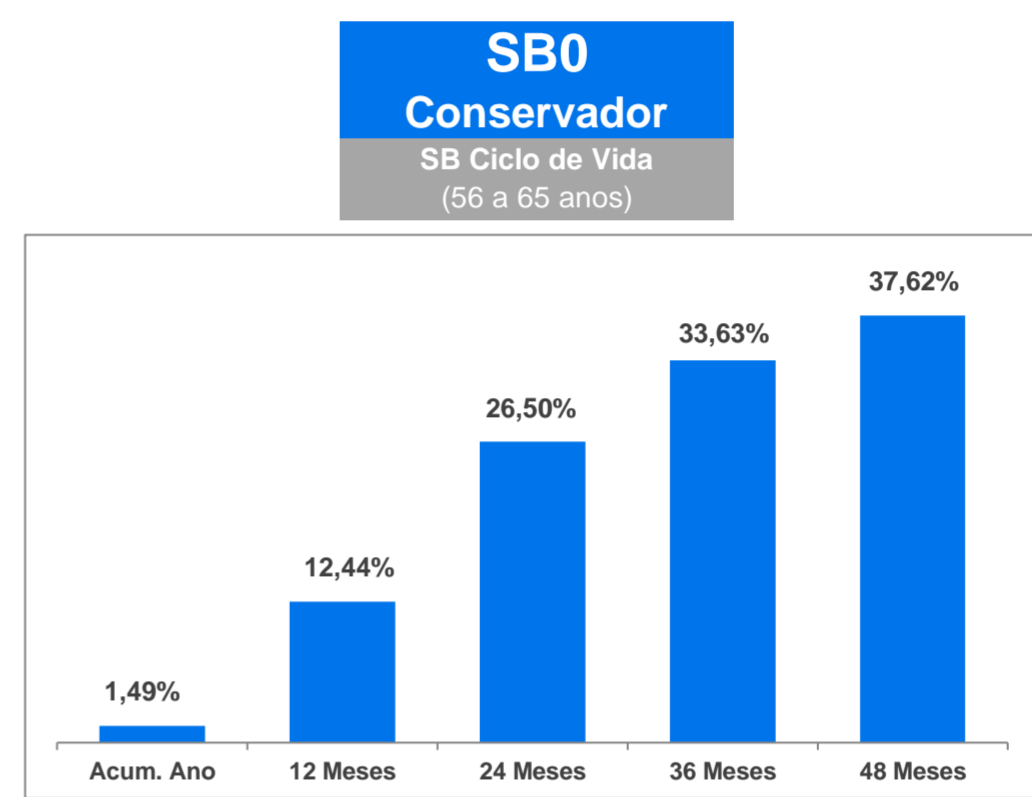
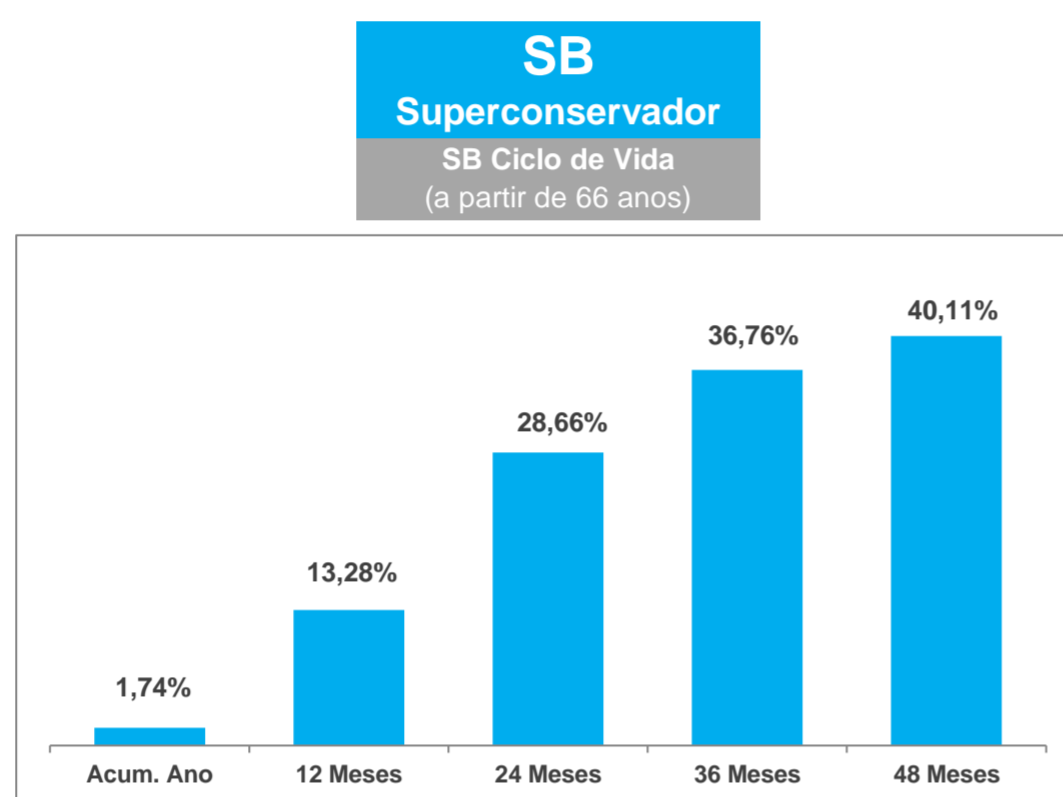


RENTABILIDADE DOS PERFIS DE INVESTIMENTOS



FEVEREIRO DE 2024

Perfis	SB Ciclo de Vida (Idade)	2023											2024		Acum. Ano	12 Meses	24 Meses	36 Meses	48 Meses
		MAR	ABR	MAI	JUN	JUL	AGO	SET	OUT	NOV	DEZ	JAN	FEV						
SB Superconservador	a partir de 66	1,19%	0,88%	1,31%	1,33%	1,13%	1,15%	0,85%	0,83%	1,06%	1,08%	0,93%	0,80%	1,74%	13,28%	28,66%	36,76%	40,11%	
SB0 Conservador	56 - 65	1,35%	0,86%	1,15%	1,30%	1,04%	0,88%	0,56%	0,58%	1,28%	1,29%	0,76%	0,73%	1,49%	12,44%	26,50%	33,63%	37,62%	
SB10 Mod Conservador	46 - 55	1,04%	0,66%	1,52%	1,98%	1,06%	0,59%	0,36%	0,22%	2,29%	1,79%	0,26%	0,88%	1,14%	13,39%	25,37%	-	-	
SB20 Moderado	36 a 45	0,81%	0,50%	1,98%	2,72%	1,08%	0,31%	0,20%	-0,09%	3,31%	2,37%	-0,31%	1,07%	0,75%	14,76%	25,15%	30,10%	36,50%	
SB40 Agressivo	até 35	0,28%	0,15%	2,82%	4,04%	1,11%	-0,29%	-0,16%	-0,80%	5,35%	3,38%	-1,29%	1,38%	0,07%	16,90%	23,73%	25,73%	33,64%	



Ressaltamos que a avaliação da performance do plano deve ser pautada em uma perspectiva de longo prazo, considerando a natureza previdenciária deste investimento.



São Bernardo Previdência Privada
www.saobernardo.org.br
11 2246.7712

